



Burke Rehabilitation Hospital - Adult Fitness Center

P: 914.597.2805 F: 914.597.2809 | 785 Mamaroneck Ave. White Plains NY 10605

Hours: Monday to Friday - 8 AM to 6:30 PM

Burke Adult Fitness Center

Thank you for considering Burke in making fitness a part of your life!

The Burke Fitness Center is located in the [Sports Center](#).

The Burke Adult Fitness Center is open to the public. Members of the community, as well as current and prior patients at Burke Rehabilitation Hospital – all are welcome to participate in our programs.

Burke Adult Fitness Center provides exercise experiences for members ages 40 and over who want to improve and maintain overall health and wellness. The fitness center welcomes recent graduates of physical therapy and cardiac rehabilitation, and those with ongoing medical issues including pulmonary disorders, neurological (such as stroke and Parkinson’s disease) and orthopedic pathologies. We welcome individuals who use assistive devices.

Our Exercise Specialists have degrees in Exercise Physiology, or are certified by nationally recognized and accredited agencies including, but not limited to, the American College of Sports Medicine, National Strength and Conditioning Association, and National Academy of Sports Medicine.

Requirements for membership:

- Medical clearance completed by your physician. (See page 15)
- If you were recently discharged from physical therapy, ask your therapist for a referral with exercise recommendations and precautions for post-rehabilitation exercise.

Important Information:

- Physical therapy is not offered through Burke Adult Fitness Center. However, Burke Rehabilitation Hospital does provide outpatient physical therapy at the White Plains campus as well as at off-site Burke facilities.
- Individuals with balance or cognitive limitations are welcome but may need assistance. In this case, he/she will be required to bring a caregiver to assist them for the duration of their exercise sessions. Burke reserves the right to determine whether a participant requires a caregiver present while exercising at the fitness center.

ENROLLMENT PROCESS

1. Complete pages 5-13.
2. Ask your physician to complete the *Physician Approval and Recommendations*, page 15.
3. Return all forms fully completed to the Burke Adult Fitness Center.
 - **E-mail:** burkefitness@burke.org
 - **Address:** Burke Rehabilitation Hospital
Attn: Burke Adult Fitness Center
785 Mamaroneck Ave.
White Plains, NY 10605
 - **Fax:** 914-597-2809
4. The fitness center will call you to schedule an assessment when all of the forms have been received.

**For any questions and concerns, feel free to contact us at:
(914) 597-2805 or burkefitness@burke.org**

We look forward to seeing you!



COVID-19: Rules and Guidelines

The Burke Adult Fitness Center is located in the Sports Center. The safety of our staff and members continues to be our priority. During this challenging time, extra precautions are necessary. We are proud to offer a program that follows New York State guidelines and adheres to all appropriate safety measures. ***Burke reserves the right to enforce all guidelines and precautions.***

Burke Adult Fitness Center is taking the following precautions in accordance with the New York State Department of Health to minimize the risk of infection in our facility:

Entry

Members will be given a COVID screening upon entering Billings building. You will be asked a series of questions and upon passing, you will be granted entry into the building. Please wear a mask and bring a photo I.D.

Upon enter Billings, you will be asked to:

- Wear an appropriate mask. If you do not have a mask, one will be provided for you.
- Socially distance at all times.
- Sanitize your hands.
- At the kiosk
 - Show a photo I.D.
 - Have your temperature taken.
 - Answer a series of screening questions.
 - Upon passing the screening, members will be granted entry into the building.
- Wear a visitor's badge that will be given to you.

Upon entering the Sports Center, you will be asked to:

1. Show us your visitor's badge.
2. Wear your mask. If you are vaccinated, masks are optional.
3. Scan in with your fitness center scan card.
4. Wait until your session begins.

Reservation System

1. Open gym time slots must be reserved prior to coming to the gym.
2. Reservations can be made through the MyWellness app or the kiosk (recommended), by calling the fitness center directly, or emailing burkefitness@burke.org.
3. The MyWellness App is available on smartphones
4. Members may reserve a maximum of three open gym sessions per week.
5. Maximum capacity in open gym sessions is 10 members. You may sign up for the waiting list if the desired session is full.

Directions for downloading the MyWellness App

Search in the app store “MyWellness” or click any of the following links:

App Store (iPhones): <https://apple.co/3jlrJYE>

Google Play (Android Phones): <https://bit.ly/34n4edw>



Book your appointments online:

<https://widgets.mywellness.com/facility/ac951930>

Cleaning Protocols

1. Members are required to clean equipment after each use.
2. Burke Staff will be following expanded cleaning protocols.
3. The Sports Center air filtration has been enhanced per NY DOH requirements.
4. Daily disinfection includes Clorox 360 Electrostatic Sprayer System.

Hours of Operation

Monday & Wednesday: 6:30 AM – 6:30 PM

Tuesday, Thursday and Friday: 6:30 AM – 5:00 PM

Sessions	
	6:35 AM – 7:50 AM
	8:00 AM – 9:15 AM
	9:25 AM – 10:40 AM
	10:50 AM – 12:05 PM
	12:15 PM – 1:30 PM
	1:40 PM – 2:40 PM
	2:50 PM – 3:50 PM
	4:00 PM – 5:00 PM
<i>Mondays & Wednesdays</i>	5:10 PM – 6:25 PM

Allowed capacity per session: **10 people**

10 minutes are allotted after every session for deep cleaning.



Personal Health History Form

Name: _____ Date: _____

Address: _____ City/State/Zip: _____

DOB: ___/___/___ Gender: _____ Phone: _____

Email: _____ Referred by: _____

Emergency contact: _____ Phone: _____

Please Select All Known Health Conditions That May Apply

Cardiovascular		Date	Musculoskeletal		Date
<input type="checkbox"/>	Chest Discomfort		<input type="checkbox"/>	Ankle Swelling	
<input type="checkbox"/>	Current Heart Murmur		<input type="checkbox"/>	Back Issues	
<input type="checkbox"/>	Extra, Skipped or Rapid Heart beat		<input type="checkbox"/>	Broken Bones (Recent ≤ 1 yr)	
<input type="checkbox"/>	Heart Attack		<input type="checkbox"/>	Fibromyalgia	
<input type="checkbox"/>	High Blood Pressure		<input type="checkbox"/>	Foot Issues	
<input type="checkbox"/>	High Cholesterol		<input type="checkbox"/>	Limited Motion in Joints	
<input type="checkbox"/>	Low Blood Pressure		<input type="checkbox"/>	Lupus	
<input type="checkbox"/>	Peripheral Vascular Disease		<input type="checkbox"/>	Neck Issues	
<input type="checkbox"/>	Phlebitis or Emboli		<input type="checkbox"/>	Osteoarthritis	
<input type="checkbox"/>	Coronary Artery Bypass Surgery		<input type="checkbox"/>	Osteoporosis	
<input type="checkbox"/>	Stroke		<input type="checkbox"/>	Rheumatoid Arthritis	
<input type="checkbox"/>	Pacemaker or Defibrillator		<input type="checkbox"/>	Shoulder Issues	
<input type="checkbox"/>	Cardiovascular Surgery		<input type="checkbox"/>	Knee Issues	
<input type="checkbox"/>	Congenital Heart Disease		<input type="checkbox"/>	Swollen, Sore, Painful Joints	
<input type="checkbox"/>	Atrial Fibrillation		<input type="checkbox"/>	Multiple Sclerosis	
<input type="checkbox"/>	Aneurysm		<input type="checkbox"/>	Amputation	
<input type="checkbox"/>	Heart Transplant		<input type="checkbox"/>	Peripheral Neuropathy	
<input type="checkbox"/>	Heart Valve Disease		<input type="checkbox"/>	Parkinson's Disease	
<input type="checkbox"/>	Coronary Angioplasty/Stents		<input type="checkbox"/>	Cerebral Palsy	
<input type="checkbox"/>	Aortic Stenosis		Other		
<input type="checkbox"/>	Congestive Heart Failure		<input type="checkbox"/>	Diabetes	
Pulmonary			<input type="checkbox"/>	Mental Health Issue	
<input type="checkbox"/>	Allergies		<input type="checkbox"/>	Meniere's/Vestibular/Vertigo	
<input type="checkbox"/>	Asthma		<input type="checkbox"/>	Epilepsy or Seizures	
<input type="checkbox"/>	Emphysema		<input type="checkbox"/>	Hearing Impairment	
<input type="checkbox"/>	Bronchitis or Chronic Bronchitis		<input type="checkbox"/>	Voice/Speech Impairment	
<input type="checkbox"/>	Pulmonary Embolism		<input type="checkbox"/>	Chronic Liver or Kidney Disease	
<input type="checkbox"/>	Cystic Fibrosis		<input type="checkbox"/>	Cancer historic	
<input type="checkbox"/>	Pneumonia		<input type="checkbox"/>	Cancer current	
<input type="checkbox"/>	Pulmonary Edema		<input type="checkbox"/>	Pregnant/Post-Natal	
<input type="checkbox"/>	Pulmonary Hypertension		<input type="checkbox"/>	Traumatic Brain Injury	
<input type="checkbox"/>	Oxygen Therapy (_____ L/min.)		<input type="checkbox"/>	Dementia / Alzheimer's	

Personal Health History Form

Please list any recent surgery, medical procedures or hospitalizations:

Please answer the following questions.

	Yes	No
Do you have a caregiver or home health aide who will attend the program with you?	<input type="checkbox"/>	<input type="checkbox"/>
Have you fallen within the past 12 months?	<input type="checkbox"/>	<input type="checkbox"/>
Do you worry about falling or feeling unstable when walking?	<input type="checkbox"/>	<input type="checkbox"/>
Do you use or have you been advised to use an assistive device to get around safely? If yes, please list the assistive device you are currently using (walker, wheel chair, cane, prosthetic, crutches, etc.) Assistive Device: _____ Date: _____	<input type="checkbox"/>	<input type="checkbox"/>

Please check the appropriate column describing your ability to perform each task or activity.

	No Difficulty	Some Difficulty	Cannot perform
Getting up from a chair	<input type="checkbox"/>	<input type="checkbox"/>	<input type="checkbox"/>
Climbing stairs	<input type="checkbox"/>	<input type="checkbox"/>	<input type="checkbox"/>
Walking short distances	<input type="checkbox"/>	<input type="checkbox"/>	<input type="checkbox"/>
Stepping onto a curb	<input type="checkbox"/>	<input type="checkbox"/>	<input type="checkbox"/>
Lying down flat on back	<input type="checkbox"/>	<input type="checkbox"/>	<input type="checkbox"/>
Getting up from the floor	<input type="checkbox"/>	<input type="checkbox"/>	<input type="checkbox"/>

Please check the appropriate column describing any impairment of movement in each body part.

	Yes	No	Right	Left
Head/neck	<input type="checkbox"/>	<input type="checkbox"/>	<input type="checkbox"/>	<input type="checkbox"/>
Shoulder	<input type="checkbox"/>	<input type="checkbox"/>	<input type="checkbox"/>	<input type="checkbox"/>
Upper extremity	<input type="checkbox"/>	<input type="checkbox"/>	<input type="checkbox"/>	<input type="checkbox"/>
Hips/pelvis	<input type="checkbox"/>	<input type="checkbox"/>	<input type="checkbox"/>	<input type="checkbox"/>
Lower extremity	<input type="checkbox"/>	<input type="checkbox"/>	<input type="checkbox"/>	<input type="checkbox"/>
Trunk	<input type="checkbox"/>	<input type="checkbox"/>	<input type="checkbox"/>	<input type="checkbox"/>

Personal Health History Form

RISK FACTOR	ACSM RISK FACTOR DEFINING CRITERIA	YES	NO	NOT SURE
Age	Are you a male over the age of 55 or a female over the age of 65?			
Family History	Has there been a heart attack, coronary bypass, or sudden death before age 55 in father or male first-degree relative (i.e. brother or son) or in mother before age 65 or other female first degree relative (i.e. sister or daughter)?			
Cigarette Smoking	Are you a current cigarette smoker or have you quit within the previous 6 months?			
High Cholesterol (Dyslipidemia)	Has your doctor prescribed medication to lower your cholesterol?			
Fasting Glucose	Have there been any abnormal fasting glucose measurements on at least 2 separate occasions?			
Obesity	Is your waistline over 40 inches if you are male or 35 inches if you are female?			
High Blood Pressure	Has your doctor prescribed medication to control your blood pressure, or, have you had a blood pressure measurement over 140/90 on at least 2 separate occasions?			
Sedentary Lifestyle	Are you participating in a regular exercise program or do you participate in 30 minutes of aerobic activity most days of the week?			
HAVE YOU HAD ANY OF THE FOLLOWING SYMPTOMS RECENTLY?		YES	NO	NOT SURE
Pain, discomfort in the chest, neck, jaw, arms or other areas during exertion?				
Shortness of breath during rest or mild exertion?				
Dizziness?				
Rapid extra heart beats you can feel?				
Significant pain in the lower legs at rest or mild activity (pain level makes you stop)?				
Ankle Swelling?				
Do you have a known heart murmur?				
Unusual fatigue or shortness of breath with usual activities?				

Personal Health History Form

Please list any medications and dietary supplements you are taking

- | | | |
|----------|----------|----------|
| 1. _____ | 4. _____ | 7. _____ |
| 2. _____ | 5. _____ | 8. _____ |
| 3. _____ | 6. _____ | 9. _____ |

Have you experienced any complications from any of the aforementioned conditions which may be aggravated by exercise?
If yes, please explain briefly:

Do you have a joint replacement? Yes No Date: _____

If yes, which joint has been replaced? Joint: _____ Right Left

Please list any restrictions or guidelines due to the joint replacement:

Tell us about your history with exercise, physical activity, and overall wellness. Why are you interested in a wellness program like Burke Adult Fitness?

What is your main objective with training?

(Please check one and specify)

I want to achieve a goal:

I want to improve my sport performance:

Healing a health disorder:

How many times per week do you want to train?

- 1 per week 3 per week
 2 per week 4 or more per week

For how long have you been training until today?

- A little/no training
 Since at least 3 months
 Since at least 6 months

How much time do you have to train?

- Up to 30 minutes Up to 1 hour
 Up to 45 minutes More than 1 hour



Community Wellness Exercise Program Liability Waiver

I, _____, wish to join a community wellness exercise program at The Burke Rehabilitation Hospital. I understand that exercising in this program may involve a variety of physical activities including, but not limited to stretching; strengthening with weight training machines and devices; exercising on motorized and non-motorized exercise machines; and walking within the Burke Rehabilitation Hospital grounds. I understand that participation in this program is voluntary and not medically prescribed therapy.

I realize that the reaction of one's body to physical activity cannot be predicted with complete accuracy. There can be abnormal physical responses including, but not limited to changes in blood pressure or heart rate, dizziness and in rare cases serious illness such as heart attack. There is some risk of injury to bones, joints, and/or muscles. There is some risk of viral and bacterial illness such as communicable diseases (MRSA, influenza, and COVID-19). I am willing to assume such risk. My physician approves of my participation in this program.

In consideration of my participation in the Burke Rehabilitation Hospital Community Wellness Exercise Programs, I for myself, my heirs, executors, administrators, representatives and assigns hereby discharge The Burke Rehabilitation Hospital, its employees, subsidiaries, affiliates, offices, directors, agents, successors, assigns, and/or representatives, from any and all claims, demands, causes of action, suits, charges, liabilities, and expenses (including attorney's fees) of any nature whatsoever, now or in the future, arising from my participation in these programs including but not limited to liability related to the injuries listed above, however caused, whether they occur during or after my participation in these programs.

I hereby affirm that I have read and fully understand the above, and that my signing of this waiver is knowing and voluntary.

Signature _____

Date _____

MEMBERSHIP POLICIES

MEMBERSHIP DUES	Dues will be collected at the beginning of each month, for the prior month. Burke Adult Fitness Center must be notified of ANY credit card changes immediately (i.e. new card, new account number, new expiration date, etc.) New memberships: The enrollment fee and first month’s membership fee will be charged to the member’s credit card in the month following the in-person Assessment. Dues for the first month of the membership will be prorated.
MEMBERSHIP	Members will enroll in Electronic Funds Transfer (EFT) at time of enrollment. An enrollment fee is required for all new members and memberships that have been expired for one year or more. All memberships operate on a “rollover” (automatically charged monthly until cancellation). Cancellation: Members may cancel, for any reason, with a 14-day written notice.
CHECK-IN AND SCREENING PROCEDURE	Upon entering The Burke Adult Fitness Center, members are to be screened and granted access into the building if they pass. All members are required to scan at the Sports Center using their membership key tag. There is a \$5 charge for lost key tags. Members will use a fob to log into our Technogym equipment. There will be a \$12 charge for lost fobs.
HOURS OF OPERATION	The Burke Rehabilitation Hospital reserves the right to change its Fitness Center hours of operation for any reason, such as changes in member usage, maintenance repairs, community service activities, holidays or government guidance.
RATE CHANGE	Monthly rates and all policies of The Burke Adult Fitness Center are subject to change unless protected for set periods of time indicated within this agreement. A minimum 30-day notice in writing to all members will precede any change. Where automatic charges have been authorized, we will assume any rate changes are accepted by the member unless notified in writing.
CHANGES IN MEDICAL STATUS	We require that our members inform Burke Adult Fitness Center of any changes in medical status that may impact participation in exercise. Members are required to stay home if they are experiencing any symptoms related to any illness, including COVID-19.
MEMBERSHIP SUSPENSION OR TERMINATION BY BURKE ADULT FITNESS	We reserve the right to suspend or terminate your membership, or any member on your membership, at any time for a failure to comply with these or any of our other rules, regulations, procedures or policies (which may be amended as necessary), or for conduct we determine to be improper or contrary to our best interests. You may not be entitled to refund of dues paid.
DEFAULT AND LATE PAYMENT	Should you default on any payment obligation as called for in this agreement, the entire remaining balance shall be deemed due and payable upon demand, and you agree to pay allowable interest, and all cost of collection, including, but not limited to, collection agency fees, court costs and attorneys’ fees. Should any monthly payment become more than 10 days past due, you will be charged a late fee to cover additional administrative expenses and other expenses related to obtaining your payment. A fee will be charged for all returned payments.
PAYMENT SUSPENSION	Members may suspend their membership for any reason (medical, vacation, etc) for a minimum of 30 days. Members must fill out and sign a <u>Payment Suspension Form</u> or email the request to <u>burkefitness@burke.org</u> The member will not be charged for the suspension period. Retroactive suspensions will be considered only with a doctor’s note and for a maximum of one month. If the member suspends for a medical reason, they must supply a medical clearance to return to exercise.
ENTIRE AGREEMENT	This agreement constitutes the entire and exclusive agreement between parties. Any promise, representation, understanding and/or agreement pertaining directly or indirectly to the agreement may be modified only by an instrument in writing. Employees are not authorized to make any independent agreements, which are not the center’s policy with any member.



MEMBERSHIP RULES


Violation of these rules may be cause for suspension or cancellation of membership without refund.


- Members are to be screened at the Billing’s building lobby and will be granted access into the building if they pass. If the lobby is densely populated at any given time, please wait outside until it is safe to enter. Members are required to wear a visitor’s badge issued after being screened.
- Members must scan in at the Sports Center upon entering the Fitness Center.
- As per CDC guidelines, all members, vaccinated and unvaccinated, are required to wear a mask.
- Members are permitted into the Fitness Center only during their reserved open gym time slot. There is a **10-person capacity** (not including staff) in the Fitness Center at all times. Members may reserve 3 active bookings at the same time. Members must exit the center by the end of their reserved time slot.
- Members are required to come dressed and prepared to workout. Open toe or open back shoes are not permitted. Athletic attire and shoes in good condition should be worn at all times during exercise sessions.
- Lockers are free to use to place loose items in.
- Members must enter or leave the fitness center at their scheduled open gym session.
- Members are not permitted to start their workout or reserve machines prior to the beginning of a time slot.
- Any non-essential items should not be brought into the Fitness Center. Belongings may not be placed on the floor, on fitness equipment or on the window sills.
- Proper hydration is essential before, during, and after exercise. Members are asked to bring in their own hydration. A touchless water dispenser is available in the fitness center. Water and all beverages must be in closed water bottles.
- No food is allowed in the fitness center.
- The Burke Hospital cafeteria is not open to members at this time.
- Windows and doors must remain closed.
- Equipment must be cleaned before and after each use with the wipes provided.
- If symptoms arise, the exercise must be terminated immediately. Symptoms include (but are not limited to):
 - Shortness of breath
 - Dizziness
 - Rapid Heart Beat
 - Sharp pain
 - Blurred vision
- Members are responsible for informing the staff of their past and present health information that may have an effect on their exercise program.
- Do not use any piece of equipment without prior instruction from staff.
- Observe a 25-minute time limit on any piece of equipment if there are members waiting.


MEMBERSHIP RULES (continued)

- Only members, caregivers, and approved guests are allowed in the gym area during gym hours. No children are allowed in the workout area.
- Use trash receptacles for all waste and wipes.
- Do not use any piece of equipment if it appears damaged or broken. Please report any broken equipment to a staff member.
- Members are asked to bring their own towel.
- Members are responsible for keeping all appointments (assessments, orientations, re-evaluations and open gym sessions). If a member is unable to keep their appointment for any reason, members are encouraged to cancel in advance to give other members the chance to book if they are on a waiting list. Members who do not attend a booked appointment and have not cancelled their booking will be considered no-shows and automatically given a strike. Members who accrue **3 strikes** within **90 days** may not make bookings until their strikes automatically expire after **14 days**.
- Participants are expected to be courteous to each other and the staff. Courteous behavior includes, but is not limited to, appropriate language and gestures.

I agree to act in accordance with all of the member policies and facility rules of the Burke Fitness Center as publicized from time to time. I hereby affirm that I have read and fully understand the above and attached, and that my signing of this waiver is knowing and voluntary.

 _____
Member's signature

 _____
Date

 _____
(Please print name)



Fitness Center

Burke Rehabilitation Hospital - Adult Fitness Center

P: 914.597.2805 F: 914.597.2809 | 785 Mamaroneck Ave. White Plains NY 10605

THE BURKE FITNESS CENTER MEMBERSHIP AGREEMENT

ALL MEMBERS MUST BE AT LEAST 40 YEARS OF AGE OR HAVE A QUALIFYING MEDICAL CONDITION

Name _____ Phone _____ Date _____

MEMBERSHIP

Charge credit card monthly - \$70.00
 Plus, one-time enrollment fee - \$75.00

Memberships function on a roll-over basis; dues will be charged monthly until the member decides to cancel.

Returning Members: For those with memberships that were put on freeze due to COVID-19, memberships must be reinstated by the member or their membership will remain inactive. Enrollment fees are waived for these members at the time of enrollment.

The \$75 enrollment fee is not refundable after the phone assessment.

X _____
Member Signature

Date

CARD # _____

EXP DATE _____

blank



Patient's Name: _____ Phone: _____

Physician Approval and Recommendations for Exercise

To be completed by your physician

Your Patient _____ (Name of Participant) would like to participate in an exercise program at the Burke Adult Fitness Center, a non-clinical fitness facility that provides a variety of cardiovascular, strength, flexibility and balance activities. **This is not physical therapy. This is an open gym.**

COVID NOTE: Burke Adult Fitness Center is following all New York State Department of Health guidelines.

Vital signs: HR _____ BP _____ RR _____ SpO2 _____

Please check one of the following:

_____ **YES**, my patient is eligible to participate in an exercise program during the COVID-19 pandemic. My patient has no current unstable medical problems that are a contraindication to participating in an exercise program.

_____ **NO**, my patient is not eligible to participate in an exercise program due to his or her current medical status.

My patient's diagnosis (if applicable):

My patient should observe the following restrictions and/or recommendations:

Exercise Heart Rate Restrictions (Optional)

Please restrict my patient from vigorous exercise.

Exercise heart rate range: _____ - _____ BPM; and/or not to exceed: _____ BPM

Physician Name: _____ Phone: _____

Physician Signature: _____ Date: _____

PLEASE FAX COMPLETED FORM TO 914.597.2809

Thank you for helping us guide and encourage your patient to stay active!